

[Your] Middle School
2014-2015 School Year
Report of Student Scores on the
Character Growth Index
© 2012 Mark Liston

Be there, be ready;

Be respectful;

Be safe.

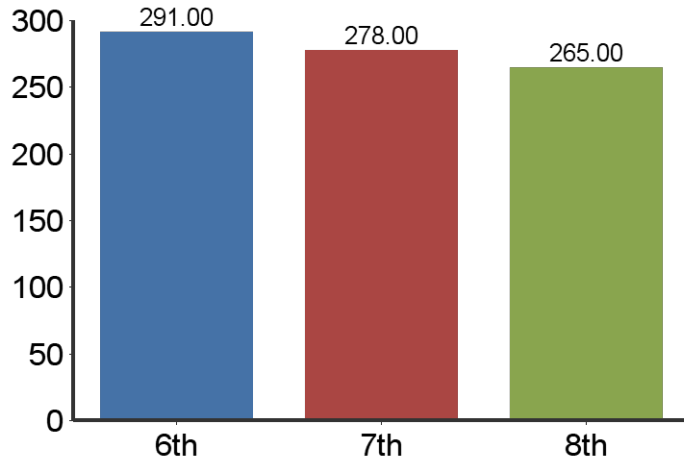
YMS seeks to excel in training students with cutting edge Character Education. We want our students to have the best opportunities to grow and develop their character strength. We also want to know how well we are doing as a school in teaching specific traits such as Perseverance, Courage, Kindness, Wisdom, Optimism, and Forgiveness.

Studies conducted by researchers at the University of Missouri-St. Louis' Center for Character and Citizenship produced the first scientifically validated measure of student character. YMS is one of the first schools in the country to have the ability to measure student character.

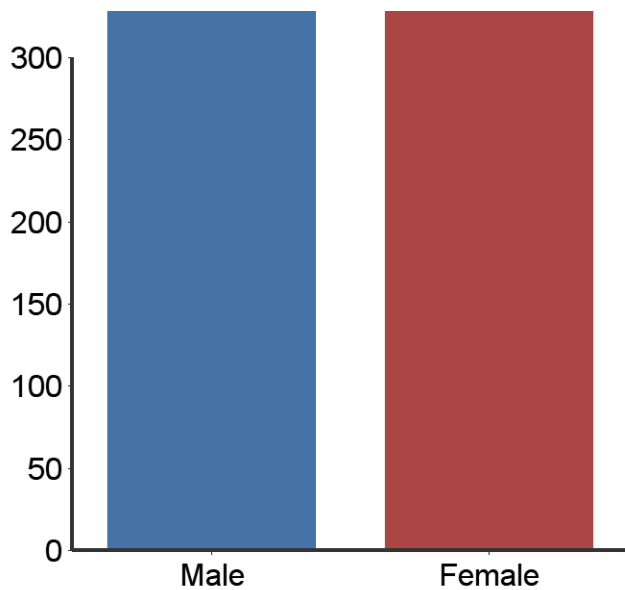
In May, 2015, all students at [Your] MS took the Character Growth Index (CGI). The results are in the following pages.

YMS students scored **significantly higher** than the national average overall and in 8 of 11 character strengths.

Number of Participating Students By Grade

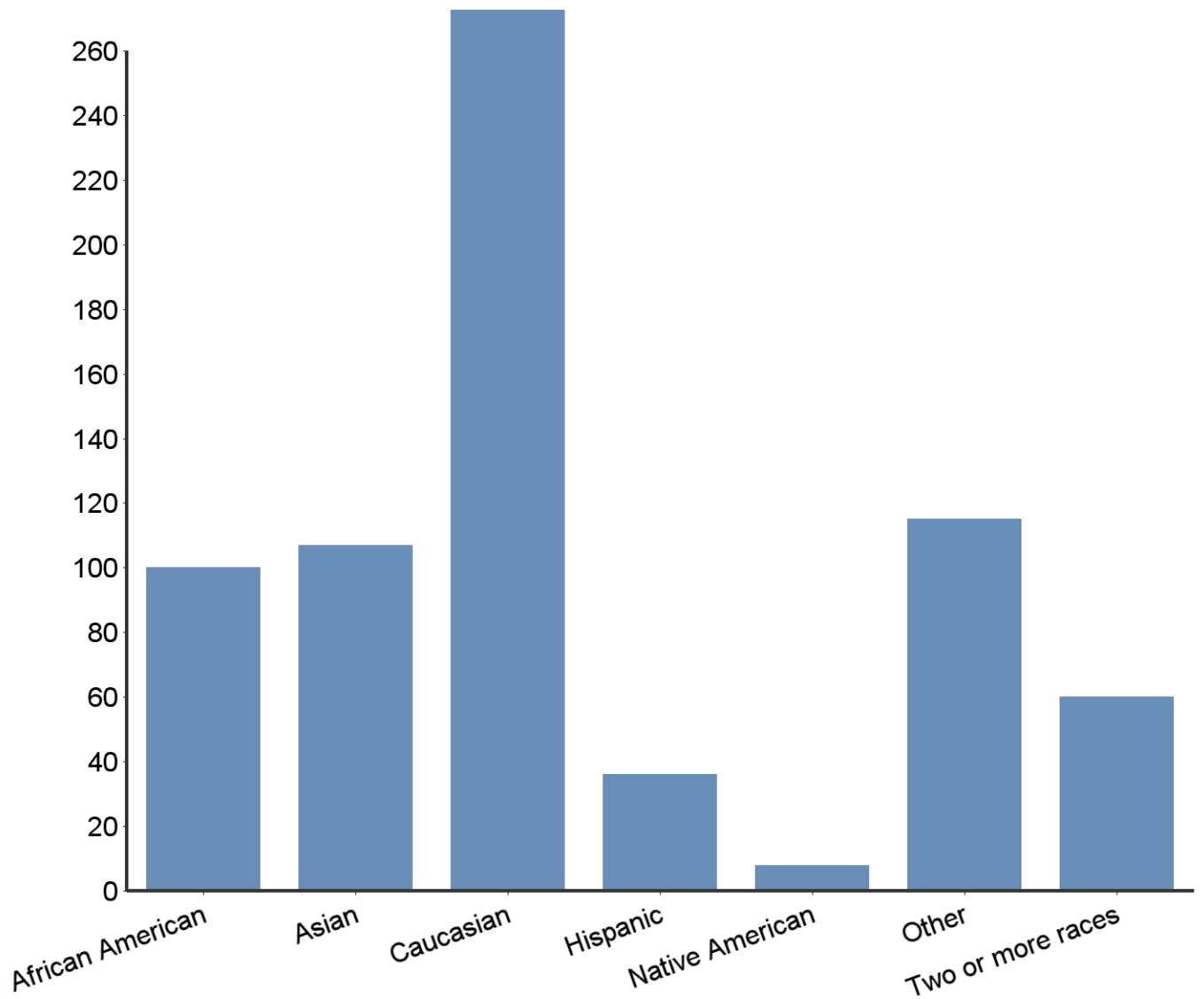


Number of Students By Gender



Answer	Response
Male	410
Female	425
Total	835

Student Diversity



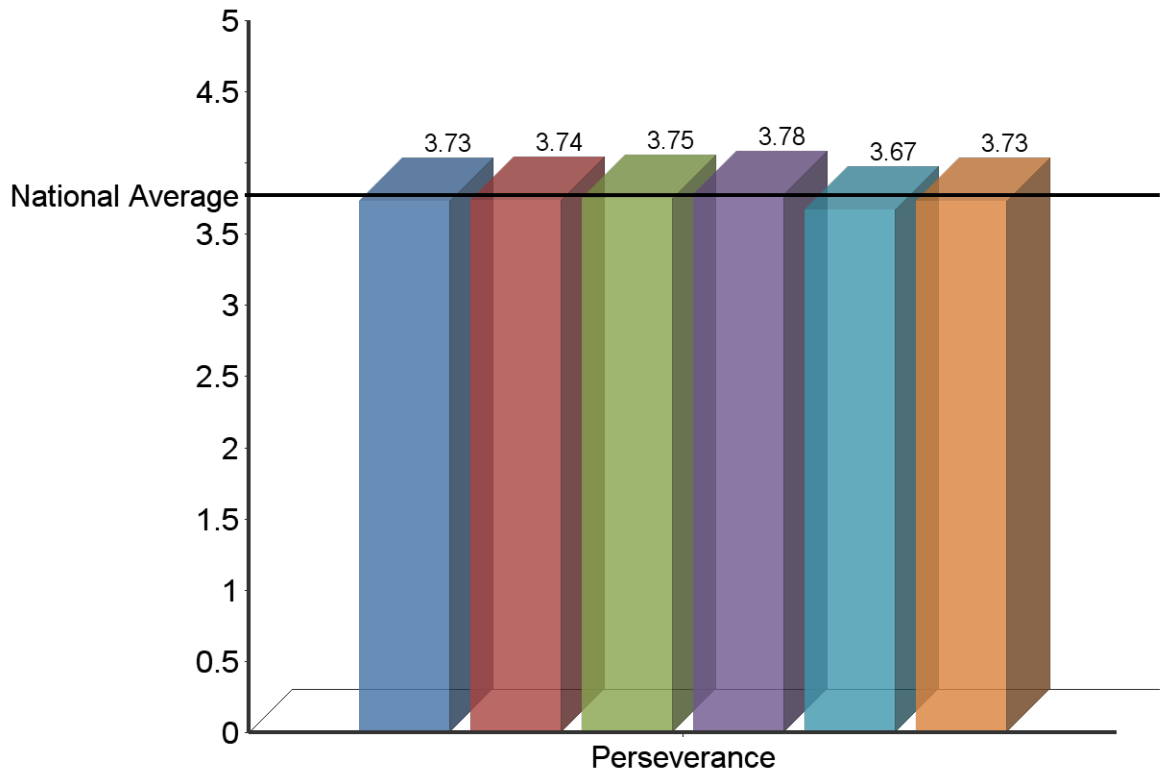
Answer	Bar	Response	%
African American		100	11.98%
Asian		107	12.81%
Caucasian		409	48.98%
Hispanic		36	4.31%
Native American		8	0.96%
Other		115	13.77%
Two or more races		60	7.19%
Total		835	100.00%

Scores of Individual Character Strengths

Average Central MS Student Score for all strengths = 3.75; National Average = 3.50

Perseverance

Female students Male students 6th Grade 7th Grade 8th Grade 2015 CGI - [Your] MS



Statistic	Weighted Mean
Value	3.73

Perseverance questions include:

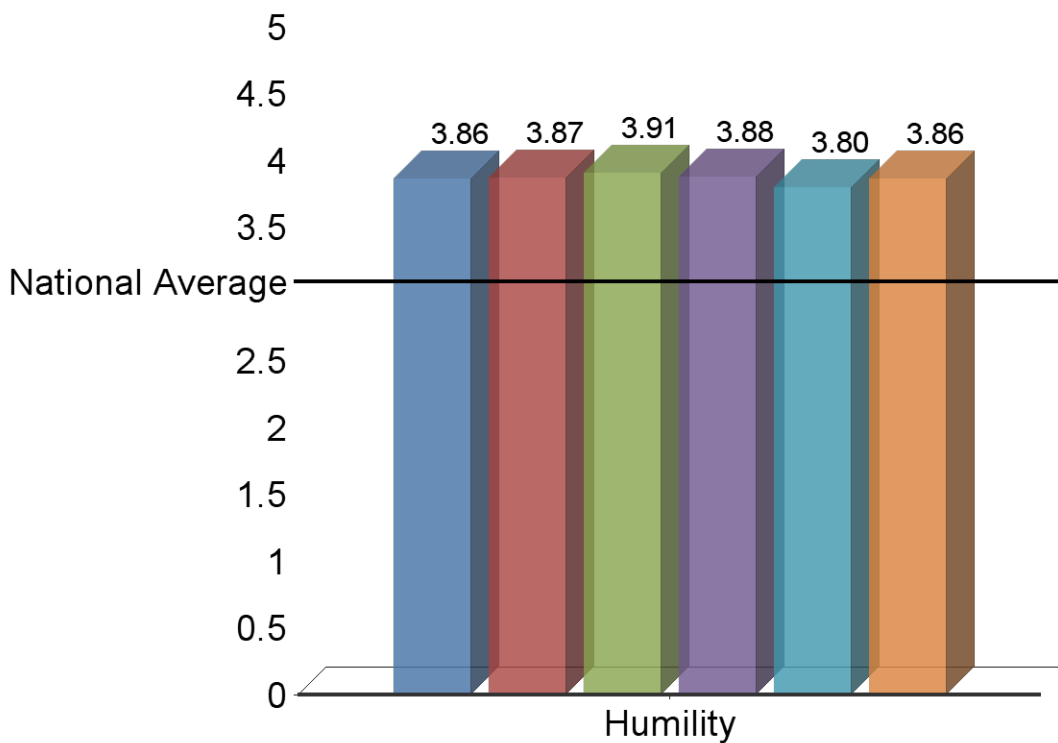
Even when it gets hard, I stick with an important task and get it done.

Even when I fail, I keep trying until I find a way to succeed.

Even when discouraged and tired, I keep going until I finish the task.

Humility

Female students Male students 6th Grade 7th Grade 8th Grade
2015 CGI - [Your] MS



Statistic	Weighted Mean
Value	3.86

Humility questions include:

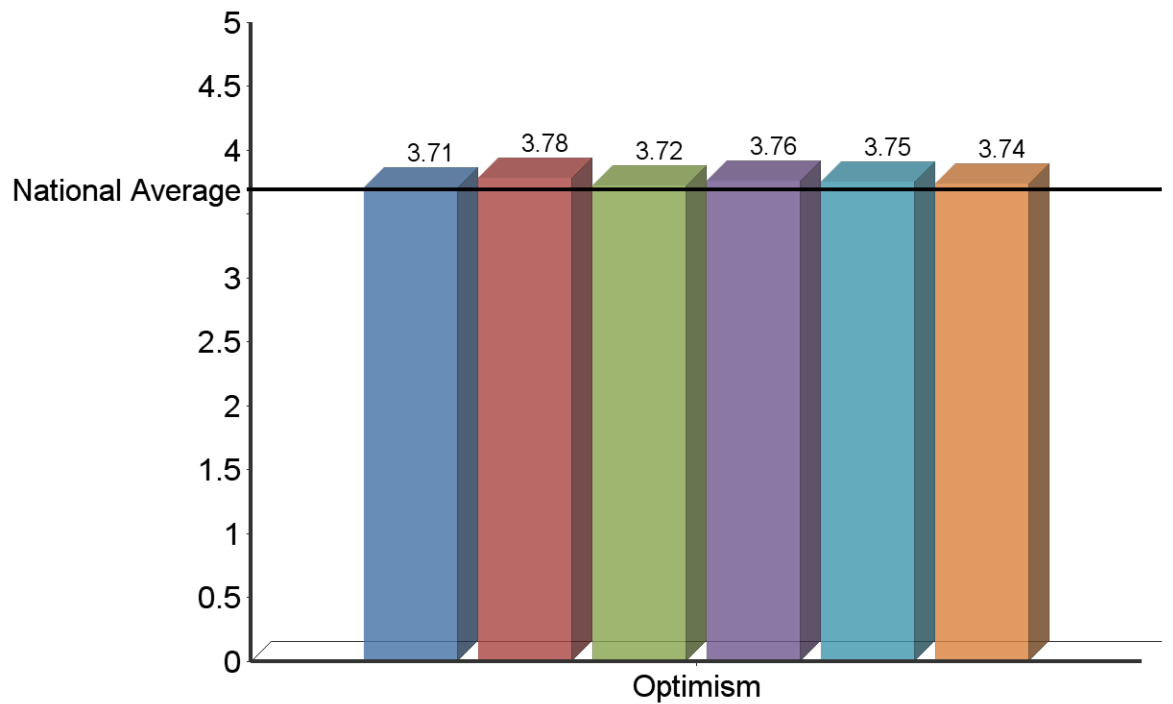
When I am at fault, I'm humble enough to admit I was wrong.

I can wait for what I want and not demand to get it right away.

When I make mistakes, I am humble enough to admit them.

Optimism

Female students Male students 6th Grade 7th Grade 8th Grade 2015 CGI - [Your] MS



Statistic	Weighted Mean
Value	3.74

Optimism questions include:

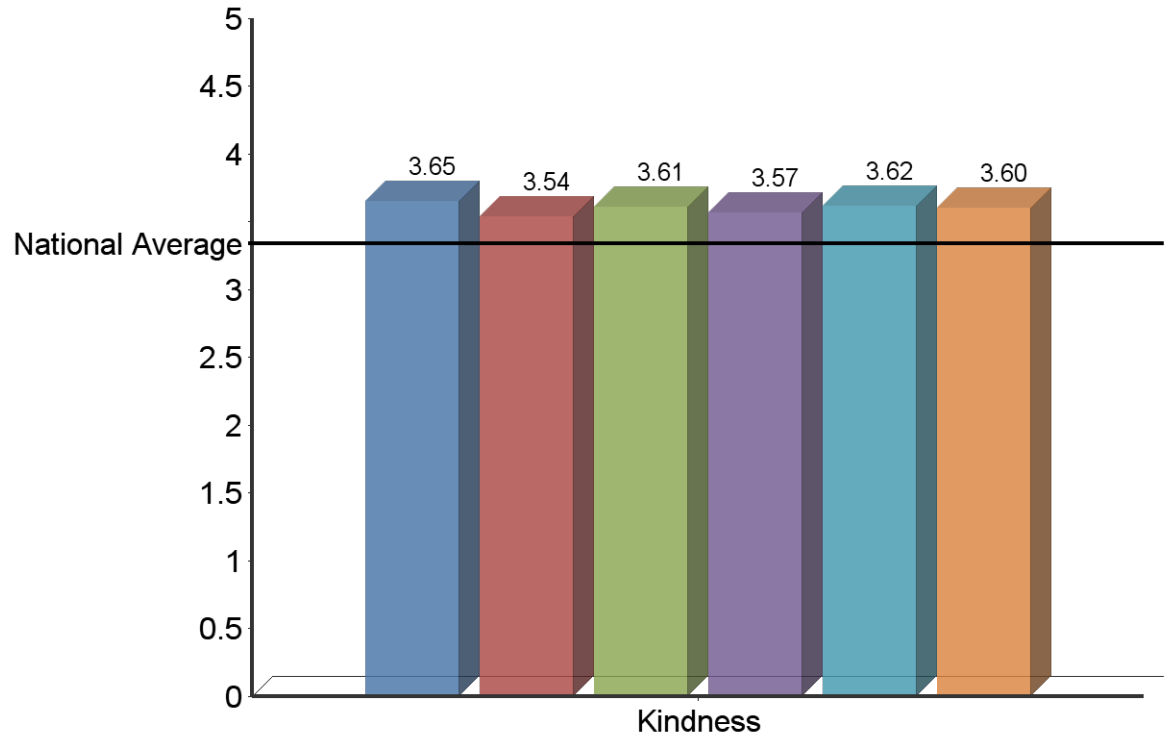
I am enthusiastic about life and motivated to be and do my best.

I am passionate about life and have joy, even in the hard times.

I enjoy my life and my smile is genuine.

Kindness

Female students Male students 6th Grade 7th Grade 8th Grade 2015 CGI - [Your] MS



Statistic	Weighted Mean
Value	3.6

Kindness questions include:

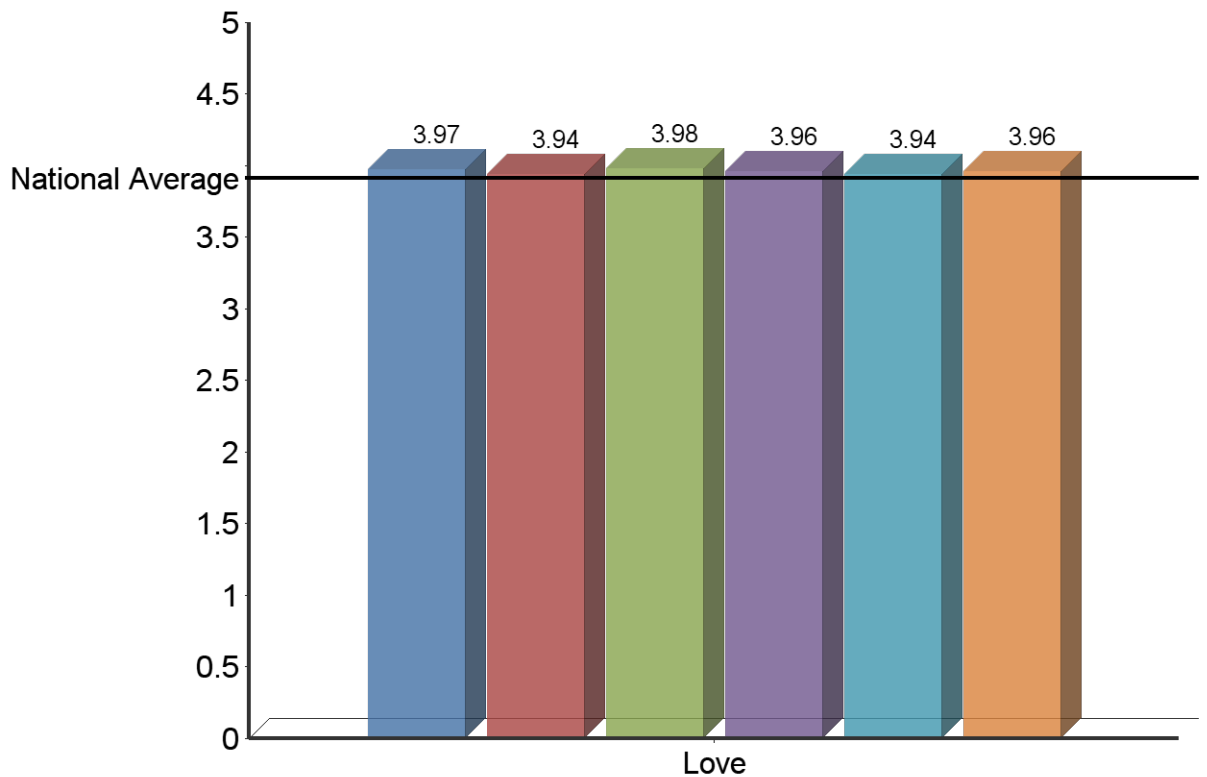
I stand up for people if others are being mean to them.

When I see someone upset or hurting, I want to do something to help them.

When someone is really in need and I can help them, I do.

Love / Social Intelligence

■ Female students
 ■ Male students
 ■ 6th Grade
 ■ 7th Grade
 ■ 8th Grade
 ■ 2015 CGI - [Your] MS



Statistic	Weighted Mean
Value	3.96

Social Intelligence questions include:

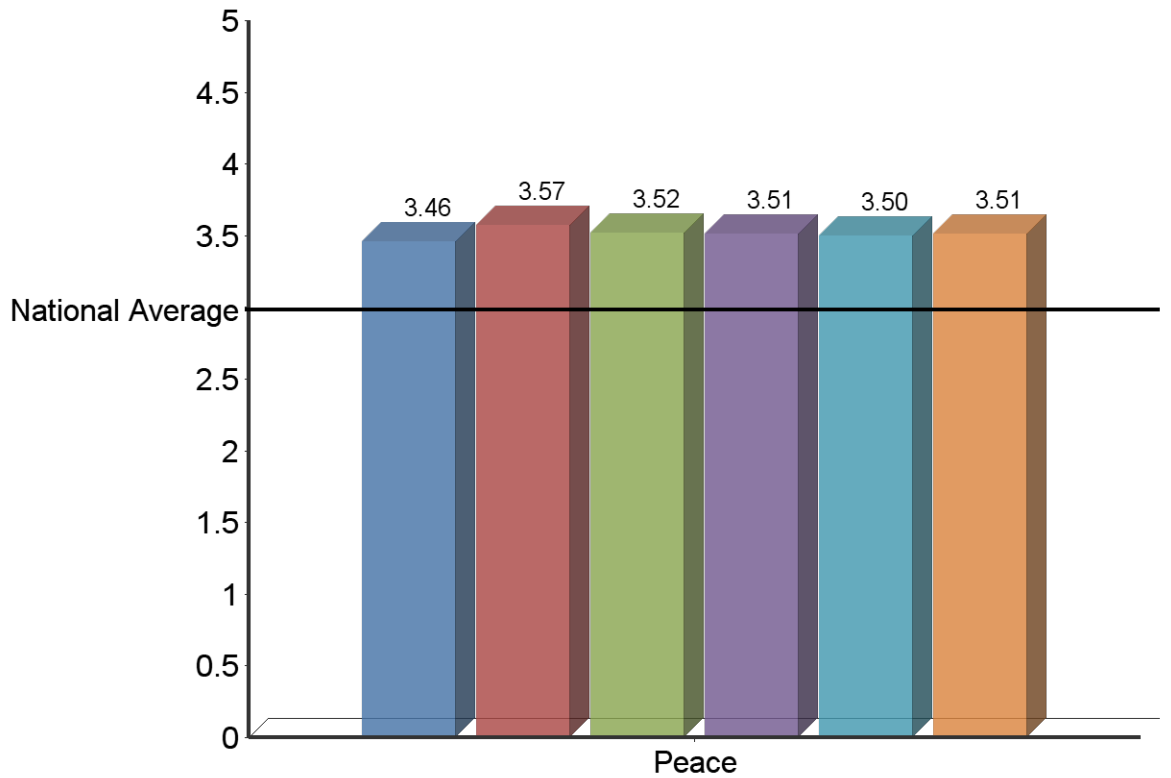
Those who know me well trust me to be honest in my words and actions.

When I find a friend I enjoy and can trust, we become close.

I am loyal to those who know me well and are close to me.

Peace

■ Female students ■ Male students ■ 6th Grade ■ 7th Grade ■ 8th Grade ■ 2015 CGI - [Your] MS



Statistic	Weighted Mean
Value	3.51

Peace questions include:

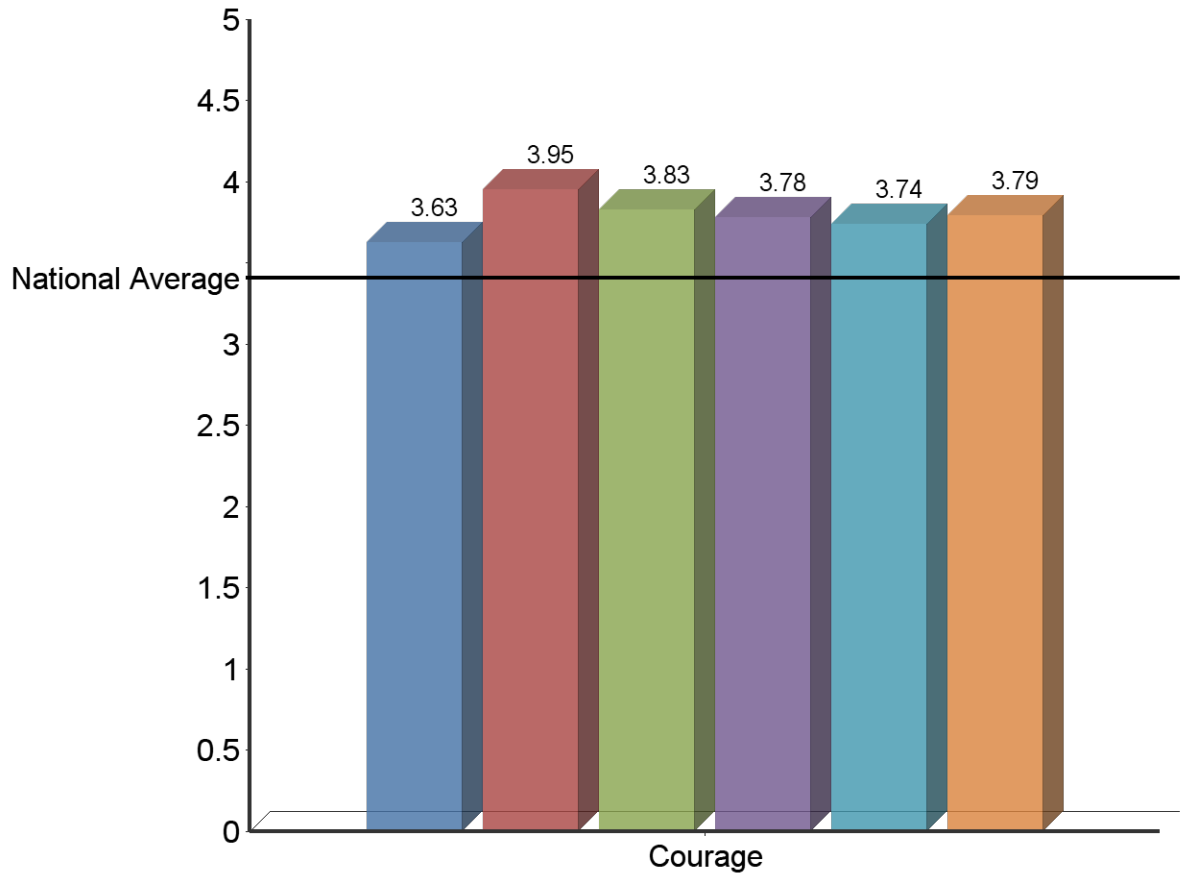
I am patient and remain calm, even when others are trying to make me mad.

I can deal with negative people because my joy doesn't come from them but from within.

When something bad happens, I can calm myself down and work through it.

Courage

Female students Male students 6th Grade 7th Grade 8th Grade 2015 CGI - [Your] MS



Statistic	Weighted Mean
Value	3.79

Courage questions include:

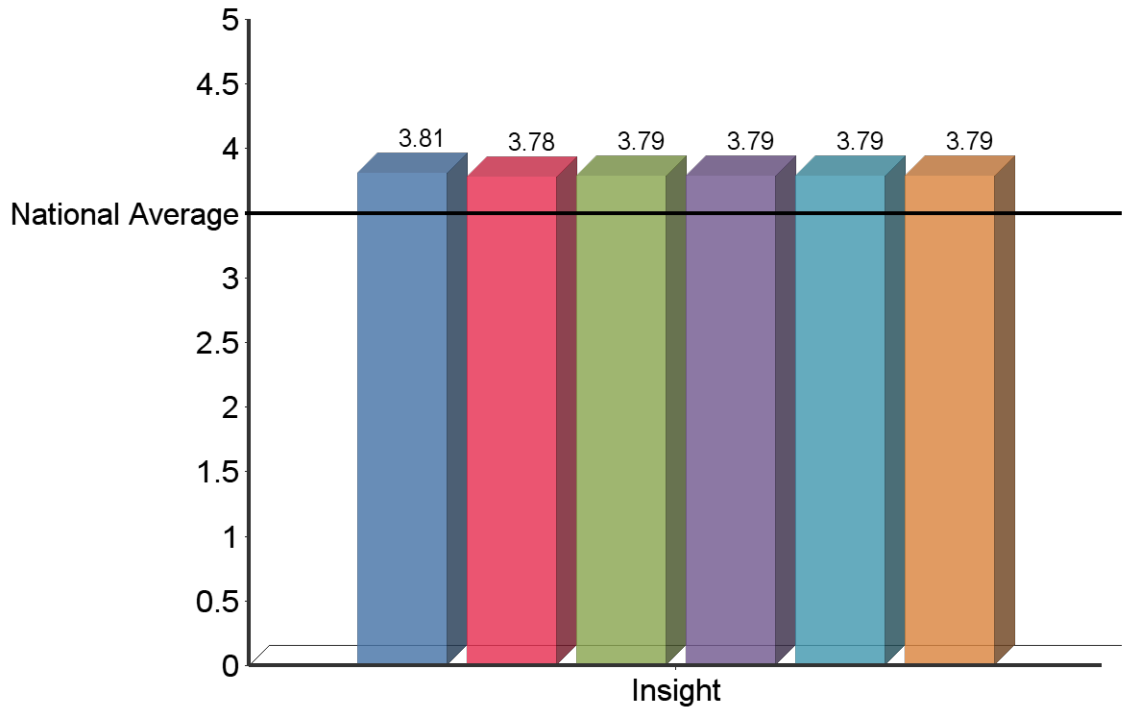
When in a crisis, I think clearly and take action.

It takes a lot to scare me or make me fearful or afraid.

I have courage when I face danger.

Wisdom

Female students Male students 6th Grade 7th Grade 8th Grade
2015 CGI - [Your] MS



Statistic	Weighted Mean
Value	3.79

Wisdom questions include:

I understand consequences: What will happen later due to the choices I make today.

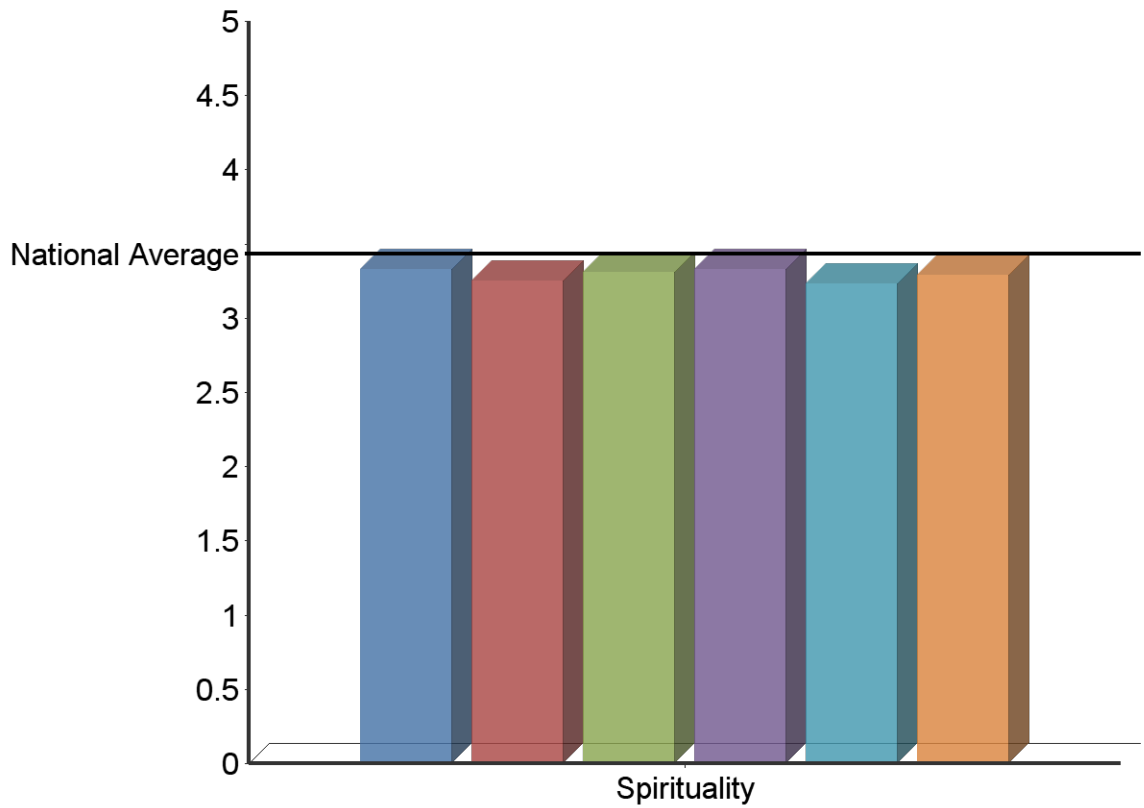
When I make a decision, I can figure out the right choice to make.

When I think about a choice, I can see its good and bad points.

I make good decisions that have good consequences.

Spirituality

■ Female students
 ■ Male students
 ■ 6th Grade
 ■ 7th Grade
 ■ 8th Grade
■ 2015 CGI - [Your] MS



Statistic	Weighted Mean
Value	3.29

Spirituality questions include:

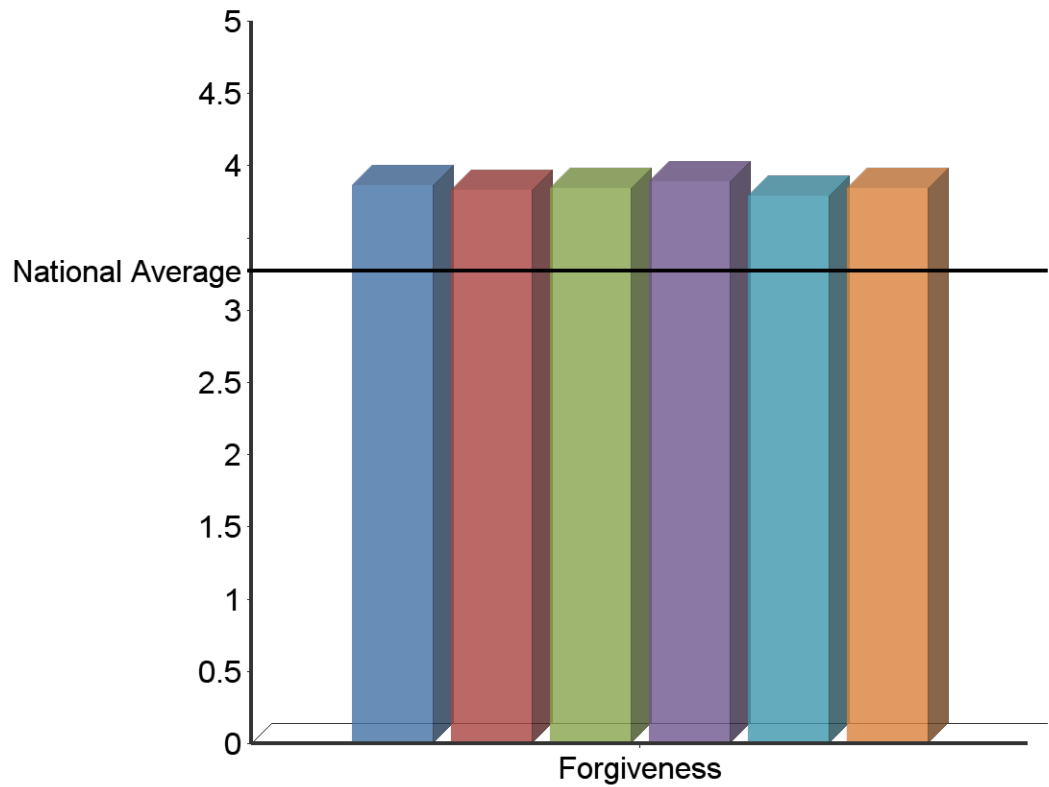
I am a spiritual person with strongly-held beliefs.

My spirituality is strong and influences my values.

Prayer, meditation, or reflection is important to me.

Forgiveness

Female students Male students 6th Grade 7th Grade 8th Grade
2015 CGI - [Your] MS



Statistic	Weighted Mean
Value	3.84

Forgiveness questions include:

When in conflict with someone, I am good at working it out.

When someone is sorry for hurting me, I forgive them.

I am a forgiving person.

Honesty

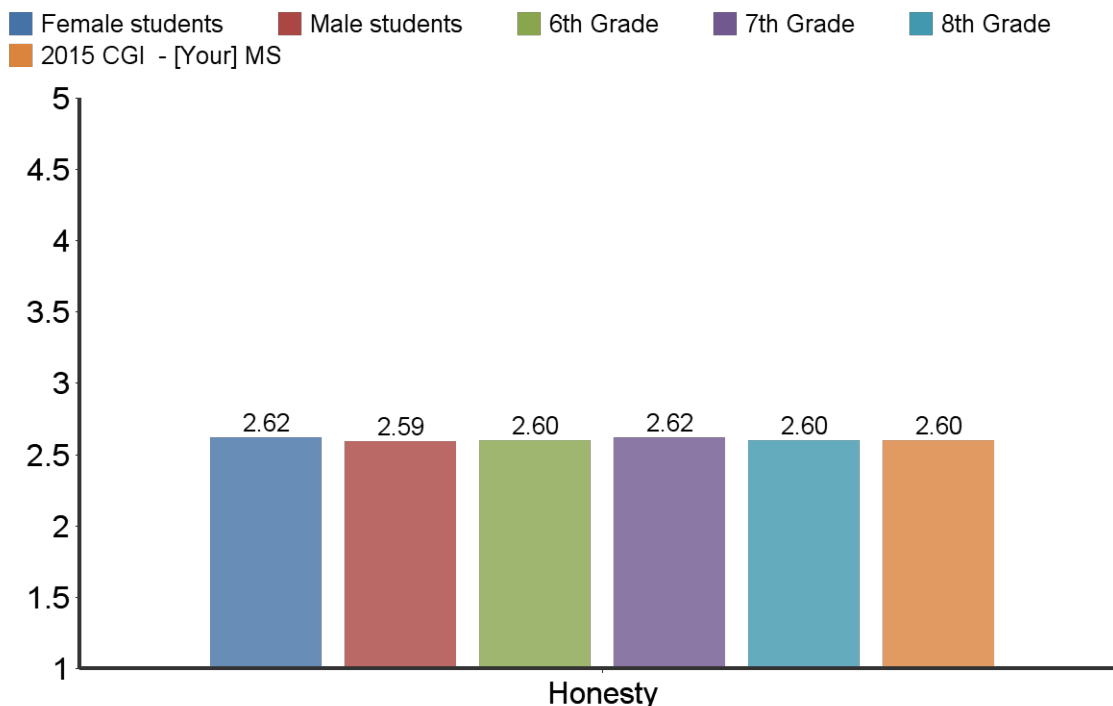
A higher score is not necessarily a better score.

Honesty is the most interesting trait in CGI for these reasons:

1. At the beginning of CGI, students are asked if they intend to answer honestly. We call this Honesty Intent.
2. At the end of the test, students are asked if they answered honestly. We call this Honesty Report.
3. CGI asks 5 more questions about Honesty, including if the student has lied, cheated on schoolwork, or stolen in the last month. We call this Trait Honesty.
4. CGI is a student self-report. Logically, if students **lie** in their CGI answers, their honesty score will tend to be **higher**. If they **tell the truth**, their honesty score will tend to be **lower**.
5. To correct for this, a logarithm was developed using the Honesty Intent and Report questions. If the student score was high on Honesty Intent and Report but low on Trait Honesty, the Trait Honesty score is increased slightly. If the student score was high on Honesty Intent and Report, the Trait Honesty score is not changed. This adjustment isn't explained to the students, of course.
6. Trait Honesty's average is vastly lower than the other CGI factors.
7. Honesty has struggled to make a place for itself on CGI as its questions tend to group with Humility's questions in statistical analysis (called Factor Analysis). This is similar to results from other more sophisticated studies of personality measures.

Much more study of Honesty needs to be conducted. CGI hopes to contribute to this research.

In the meantime, expect CGI Honesty scores to be lower than the other traits. For this trait, a higher Honesty score doesn't necessarily mean the student is more honest.



CGI Honesty Intent, Honesty Report, and Difficulty

CGI had three unique questions designed to increase reliability and provide feedback:

1. *Honesty Intent*: "I intend to answer all these questions honestly, even if I'm not proud of my answer."

Average YMS Score: **3.57**

2. *Honesty Report*: "I have answered all these questions honestly and truthfully."

Average YMS Score: **3.56**

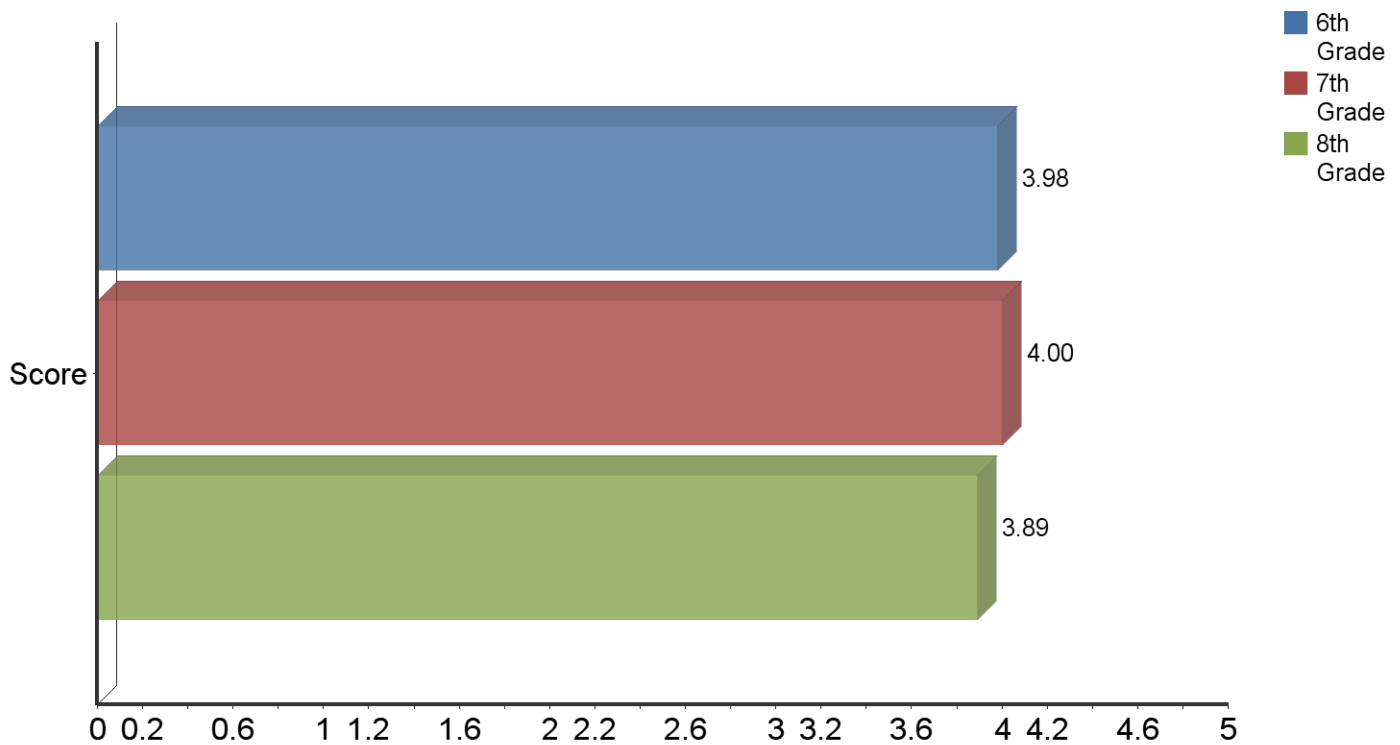
3. *Difficulty*: "Would you say this survey was: Very easy; Fairly easy; Not hard or easy; Pretty hard; Very hard."

Average YMS Score: **3.03**

2015 YMS Character Growth Index Scores

By Grade

YMS CGI scores follow the national average's pattern of 8th grade students scoring lower than 7th graders. CMS 7th graders are unusual in scoring higher than the school's 6th graders.



6th Grade				
Statistic	Min Value	Max Value	Weighted Mean	Total Responses
Value	124	273	3.98	291
7th Grade				
Value	11	275	4	278
8th Grade				
Value	79	271	3.89	265

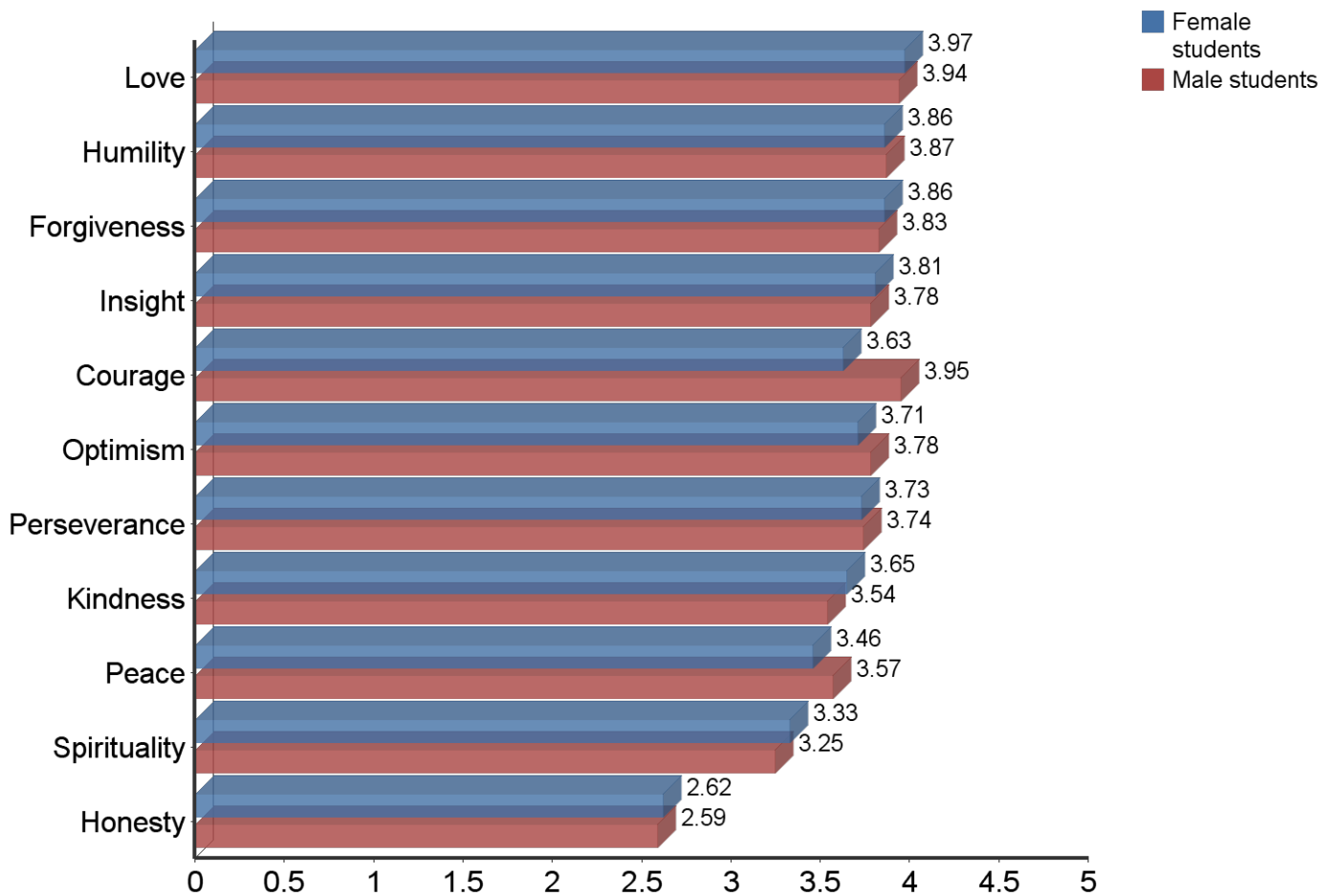
2015 YMS Character Growth Index Scores

By Gender

YMS CGI scores follow the national pattern of female students scoring the same as males overall.

YMS females are significantly higher in Kindness.

YMS Males are significantly higher in Courage and Peace.



Female students					
Statistic	Min Value	Max Value	Weighted Mean	Standard Deviation	Total Responses
Value	11	270	3.97	36.84	425
Male students					
Value	11	275	3.95	33.29	410

2015 YMS Character Growth Index Scores

For Each Character Strength

YMS student scores are significantly higher than the national average in 7 of 10 character strengths.

[A national average has yet to be determined for Honesty.]

